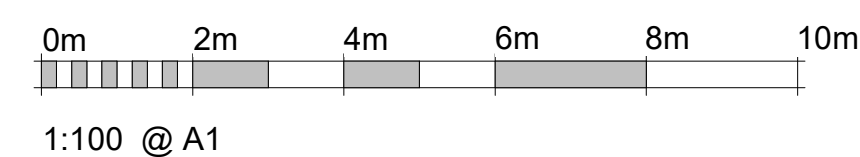
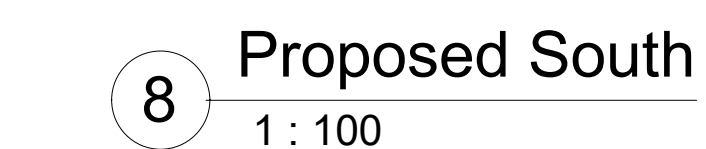
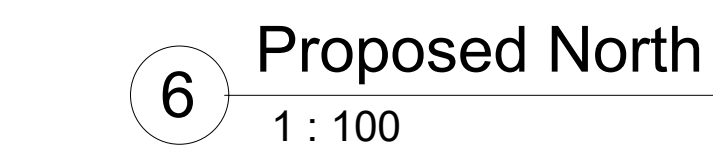
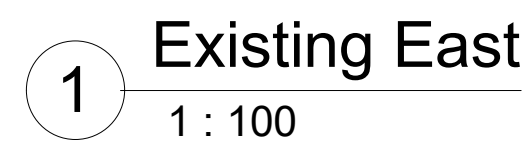




**DO NOT SCALE FROM THIS DRAWING.**  
Dimensions are stated for guidance only.  
The contractor is to verify all dimensions & boundary positions on site before commencement and prior to making workshop drawings or purchasing materials. The Contractor should in accordance with the Building Regulations meet the Building Inspector on site before commencement of any works.  
Structural engineer to identify all required beams and supports & provide full calculations and sizing as required.  
Structural engineer to be consulted at key stages throughout project.  
Client approval required on ALL finishes prior to ordering.  
All cladding systems shall comply with BS8005-1:2014, BS8414-1/2 & installed to manufacturers specifications.

[illegible]

Mr N O'Dell

8 Eastwood Rise,  
Leigh-On-Sea

Existing/Proposed Elevations

Project number	HDS-133
Date	July 2021
Drawn by	PNB
Checked by	DCH

A102 Rev A

Scale @ A1	1 : 100
------------	---------